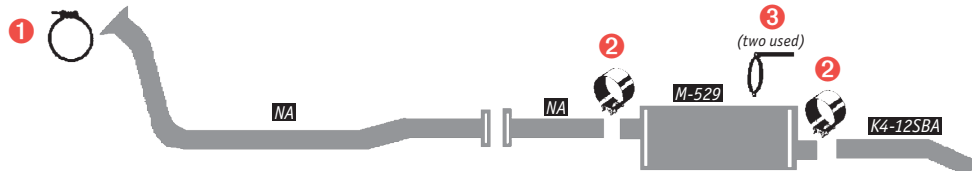


CLAMPS and HANGERS CHART

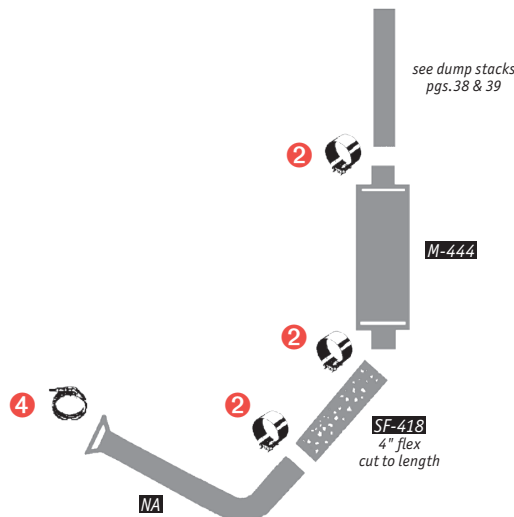
- | | |
|-----------|-----------|
| 1 VB-419F | 3 RMH-11 |
| 2 WFC-4 | 4 VB-321C |

Series C600, C700, C750, C800

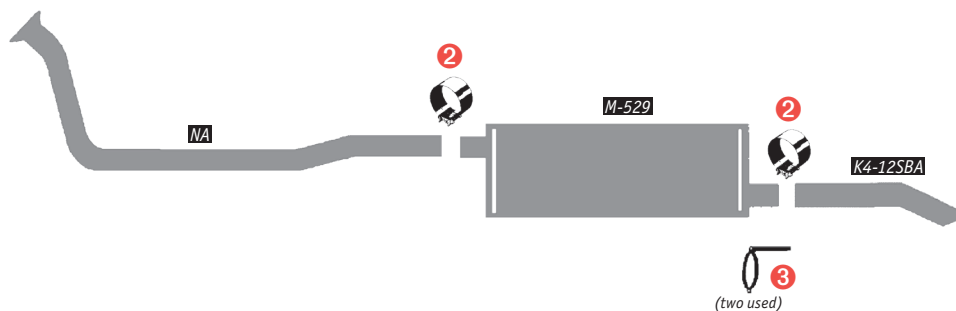
- | | | | |
|-------|--------|--|--------------|
| 86-93 | 6 Cyl. | CF600, CF800; 401, 476(6.6L, 7.8L) Diesel Engine | FD200 |
| 88-92 | 6 Cyl. | CF700; 401, 476(6.6L, 7.8L) Diesel Engine | |
| 88-93 | 6 Cyl. | CF800; 401, 476(6.6L, 7.8L) Diesel Engine | |



- | | | | |
|-------|--------|--|--------------|
| 93-94 | 6 Cyl. | CF700; Cummins FD1060(5.9L) Diesel Engine; Without Converter; (Before 11-93) | FD201 |
| 93-94 | 6 Cyl. | CF800; Cummins FD1060(5.9L) Diesel Engine; Without Converter; (Before 11-93) | |



- | | | | |
|-------|--------|--|--------------|
| 93-94 | 6 Cyl. | CF700; Cummins FD1460(8.3L) Diesel Engine; Without Converter; (Before 11-93) | FD202 |
| 93-94 | 6 Cyl. | CF800; Cummins FD1460(8.3L) Diesel Engine; Without Converter; (Before 11-93) | |



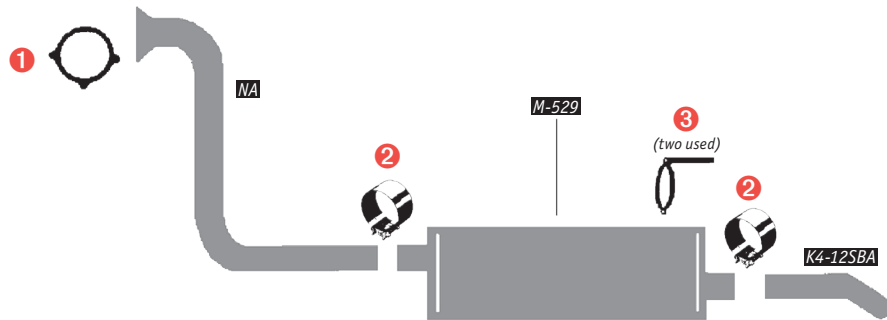
CLAMPS and HANGERS CHART

- | | | | |
|-----------|-----------|------------|-----------|
| 1 VB-419F | 3 RMH-11 | 5 PF-275 | 7 VB-475D |
| 2 WFC-4 | 4 VB-384F | 6 OMH-8511 | |

Series C600, C700, C750, C800

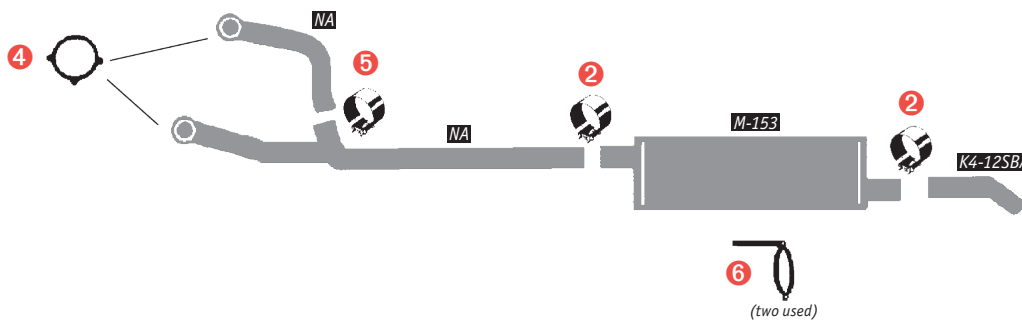
82-90 8 Cyl. C800; 636(10.4L) Turbo Diesel Engine
 82-86 8 Cyl. C700; 636(10.4L) Turbo Diesel Engine

FD203



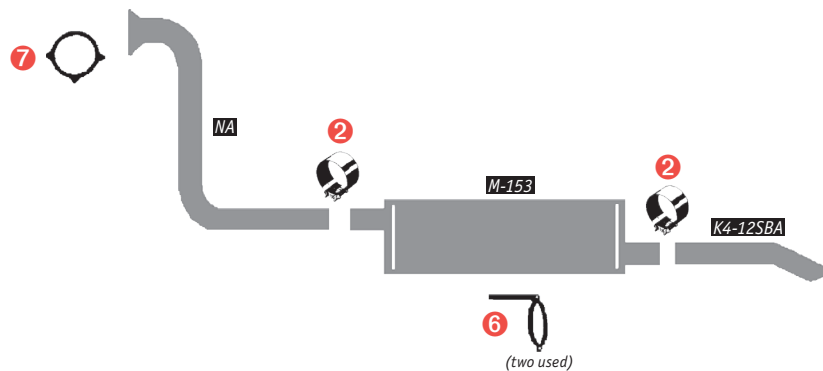
81-89 8 Cyl. C800, CT800; 501(8.2L) Diesel Engine; Except Turbo
 80-88 8 Cyl. C600; 501(8.2L) Diesel Engine; Except Turbo
 80-87 8 Cyl. C700; 501(8.2L) Diesel Engine; Except Turbo

FD204



81-89 8 Cyl. C800; 501(8.2L) Turbo Diesel Engine
 81-86 8 Cyl. C600, C700; 501(8.2L) Turbo Diesel Engine

FD205



FORD MEDIUM DUTY TRUCKS

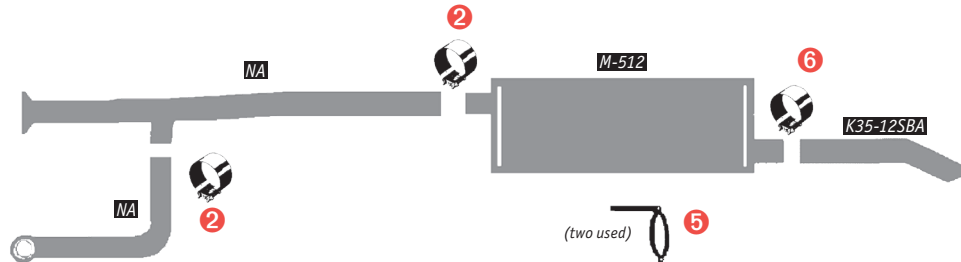
CLAMPS and HANGERS CHART

- | | | |
|-----------|-----------|------------|
| 1 VB-419F | 3 RMH-11 | 5 OMH-8511 |
| 2 WFC-4 | 4 VB-321C | 6 WFC-35 |

Series C900, CT900

73-83 8 Cyl. C900, CT900; (From SER. V20,001 to BC5,001); 401, 477, 534 C.I.D.; Single Exhaust

FD206



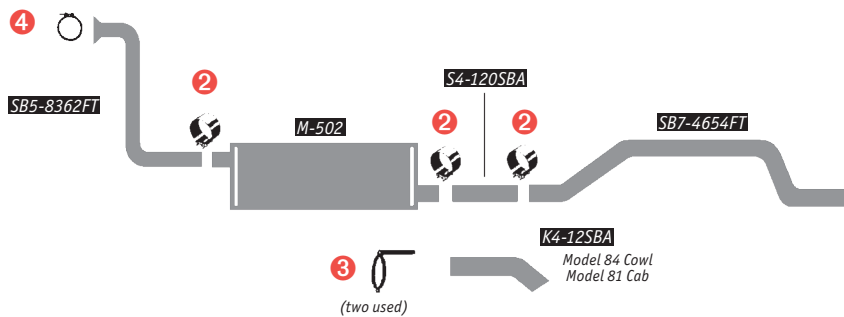
Series F500, F600, F700, F800

92-98 6 Cyl. F600; Cummins FD1060(5.9L) Diesel Engine; Exc. Low Profile; (Before 11-93)

FD207

92-98 6 Cyl. F700; Cummins FD1060(5.9L) Diesel Engine; Exc. Low Profile; (Before 11-93); Without Converter

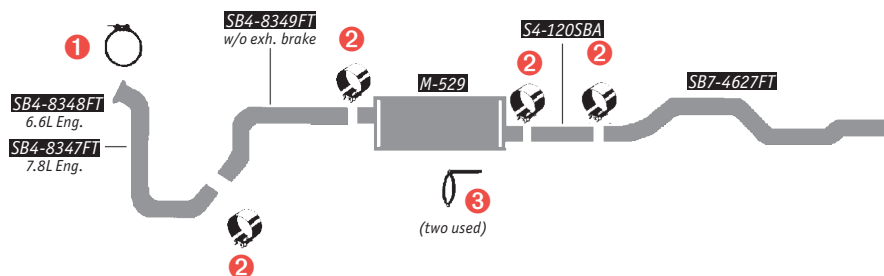
92-98 6 Cyl. FT800; Cummins FD1060(5.9L) Diesel Engine; Without Converter



87-98 6 Cyl. F600, F700; 401, 476(6.6L, 7.8L) Diesel Engine; Model 84(Cowl); All Wheel Bases; Right Side Exhaust

FD208

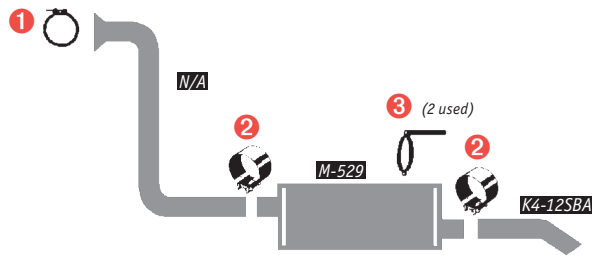
87-98 6 Cyl. F800, FT800, FT900; 401, 476(6.6L, 7.8L) Diesel Engine; Model 84(Cowl); Right Side Exhaust (FT900)



CLAMPS and HANGERS CHART		
1 VB-419F	3 RMH-11	5 VB-413C
2 WFC-4	4 VB-321C	

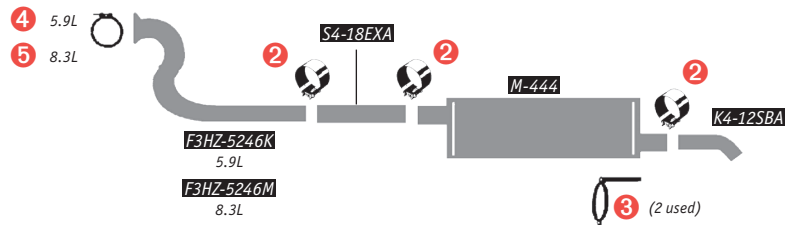
Series F500, F600, F700, F800

87-98	6 Cyl.	F600; 401, 476(6.6L, 7.8L) Diesel Engine; Model 81(Cab); Left Side Exhaust; Except Low Profile	FD209
87-98	6 Cyl.	F700; 401, 476(6.6L, 7.8L) Diesel Eng.; Model 81(Cab); Left Side Exhaust; Except Low Profile	
87-98	6 Cyl.	F800, FT800, FT900; 401, 476(6.6L, 7.8L) Diesel Engine; Model 81(Cab); Left Side Exhaust; Except Low Profile	

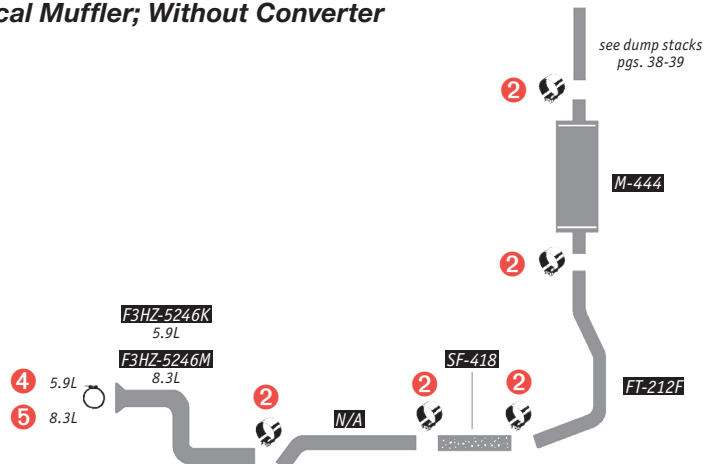


Series LN700, LN750

93-94	6 Cyl.	All models w/ Cummins FD1060 (5.9L) Diesel Engine; (Before 11-93); Without Converter	FD210
93-94	6 Cyl.	All models w/ Cummins FD1460 (8.3L) Diesel Engine; (Before 11-93); Without Converter	



93-94	6 Cyl.	All models w/ Cummins FD1460 (8.3L) Diesel Engine; (Before 11-93); Vertical Muffler; Without Converter	FD211
93-94	6 Cyl.	LN700 w/ Cummins FD1060 (5.9L) Diesel Engine; (Before 11-93); Vertical Muffler; Without Converter	



FORD MEDIUM DUTY TRUCKS

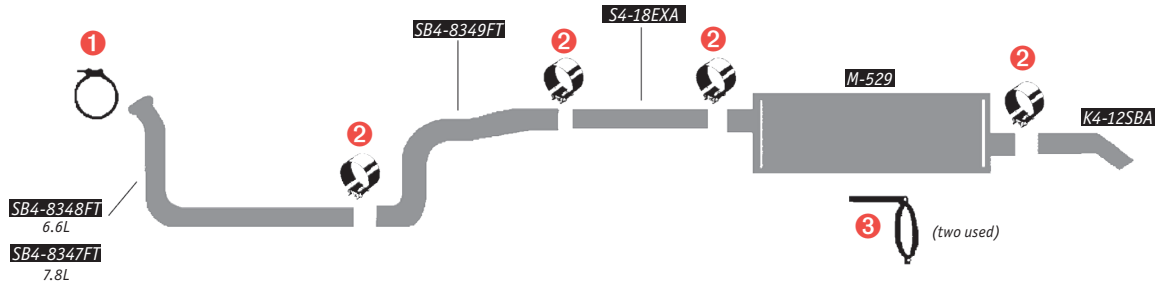
CLAMPS and HANGERS CHART

- | | | |
|-----------|-----------|-----------|
| 1 VB-419F | 3 RMH-11 | 5 PF-275 |
| 2 WFC-4 | 4 VB-384F | 6 VB-475C |

Series L600, L700, L800, L900

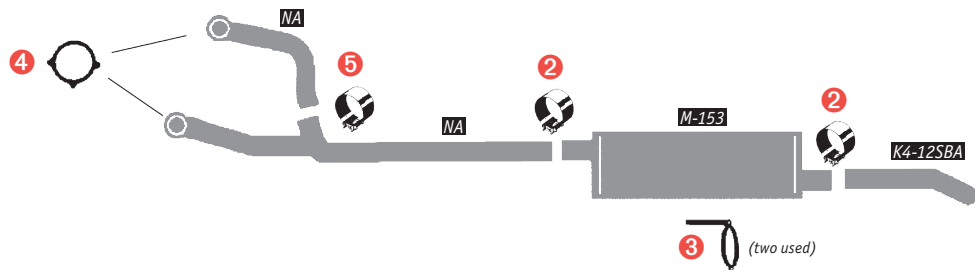
87-93 6 Cyl. LN700, L800; 401, 476(6.6L, 7.8L) Diesel Engine

FD212



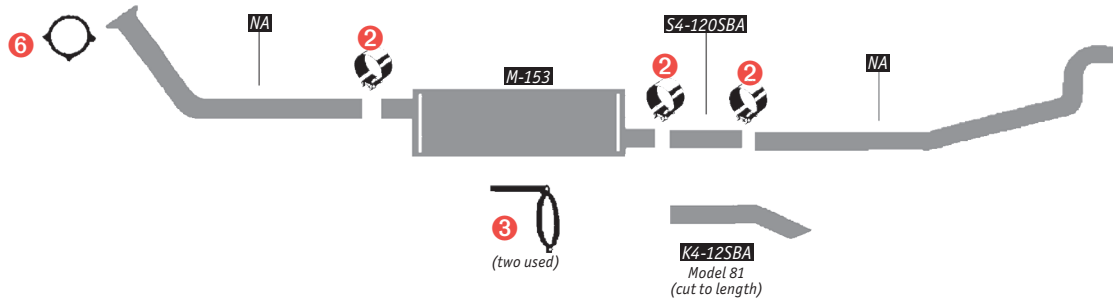
81-93 8 Cyl. LN700; 501(8.2L) Diesel Engine; Except Turbo
 81-86 8 Cyl. LN600; 501(8.2L) Diesel Engine; Except Turbo

FD213



81-93 8 Cyl. LN700; 501(8.2L) Turbo Diesel Engine
 81-86 8 Cyl. LN600; 501(8.2L) Turbo Diesel Engine; Model 81(Cab)

FD214



82-89 8 Cyl. L800, LN800, LNT800, LT800, LTS800; 636(10.4L) Turbo Diesel Engine

FD215

